

aura

ULTRA UNIVERSAL RESTORATIVE MATERIAL

ULTRA UNIVERSAL RESTAURATIONS MATERIAL

MATÉRIEL DE RESTAURATION ULTRA UNIVERSEL

MATERIALE DA RICOSTRUZIONE ULTRA UNIVERSALE

MATERIAL RESTAURADOR UNIVERSAL ULTRA

MATERIAL RESTAURADOR UNIVERSAL

ULTRA UNIWERSALNY MATERIAŁ ODTWÓRCZY

ULTRA UNIVERSALT FYLLNINGSMATERIAL

ULTRA UNIVERSAL FYLDNINGSMATERIALE

LOISTAVA UNIVERSAALI PAIKKAMATERIAALI

UNIVERSELT RESTAURERINGSMATERIALE

ΕΥΡΕΙΑΣ ΧΡΗΣΗΣ ΥΛΙΚΟ ΑΠΟΚΑΤΑΣΤΑΣΗΣ

GÜÇLENDİRİLMİŞ UNIVERSAL DOLGU MADDESİ

ULTRA UNIVERZÁLNÍ VÝPLŇOVÝ MATERIÁL

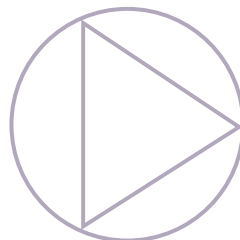
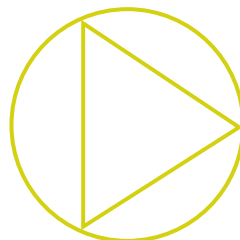
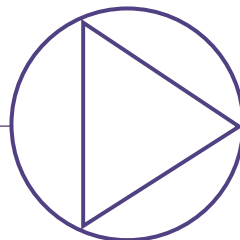
COMPOZIT UNIVERSAL PENTRU OBTURAȚII ȘI RESTAURĂRI

УЛТРА УНИВЕРСАЛЕН РЕСТОРАТИВЕН МАТЕРИАЛ

ULTRA UNIVERZÁLIS TÖMŐANYAG

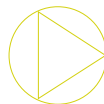
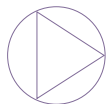
ULTRA UNIVERZALNI RESTORATIVNI MATERIJAL

超级通用修复材料



SDI

aura



ULTRA UNIVERSAL RESTORATIVE MATERIAL – INSTRUCTIONS FOR USE

Aura is a light cured, radiopaque, high strength and high aesthetic composite restorative system designed to simplify everyday shade matching requirements for the busy clinician. Adopting a systematic and scientific approach to shade arrangement and colours of natural enamel and dentine, Aura gives shade matching control back to the clinician. Optimal shade selection requires minimal effort when using Aura. Aura offers superb handling, sculptability and easy polishing.

SHADE RANGE

Enamel shades:

Aura enamel shades are microfilled composites based on different colours of natural enamels.

E1 has translucency, high opalescence and is whiter. It is designed to emulate young enamel.

E2 has intermediate translucency, is neutral in colour and less opalescence. It is designed to replace adult enamel.

E3 has a yellow tint with high translucency and is suitable for replacing aged enamel.

Note: Aura enamel shades are not radiopaque

The enamel shades are available in 3g syringe and 0.20g unit dose.

Dentine shades:

Aura dentine shades are nanohybrid composites based on single opacity, single hue (base colour similar to the “A” series of the Vita Classical Shade Guide), fluorescent with a broad range of chroma. “DC” stands for “dentine chroma” and is equally spaced out in ascending chroma value. A bleached dentine, Db, is also available for bleached teeth.

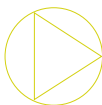
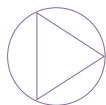
The Dentine Chroma range, **Db, DC1, DC2, DC3, DC4, DC5, DC6, and DC7** are available in 4g syringe and 0.25g unit dose.

Bulk fill:

For clinicians looking for a bulk filling restorative material, Aura's Bulk Fill (**BKF**) is the solution. It can be cured to a maximum of 5mm in 20 seconds with an LED curing light or 2 x 20 seconds with a halogen curing light. Available in 4g syringe and 0.25 unit dose.

SDI

aura



ULTRA UNIVERSAL RESTORATIVE MATERIAL – INSTRUCTIONS FOR USE

Tints and Masking stains:

A selection of masking agents is also available from SDI when restoring severely stained underlying tooth structure or metal pins/screws. Available in the following shades:

MASKING AGENT	TINT	
		Grey
Dark Yellow	Blue	Orange
Grey	Brown	Red
Universal	Clear	White
White	Green	Yellow

CONTRA-INDICATIONS:

1. Pulp capping.
2. Do not use in conjunction with any eugenol containing materials.
3. Anyone with allergy to acrylics

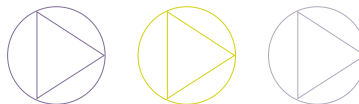
INDICATIONS:

	E1 – E3	Db – DC7	BKF
Anterior restorations	•	•	
Posterior restorations	*	•	•
Indirect inlays, onlays & veneers	*	•	
Core build ups		•	•
Splinting	•	•	•
Sandwich technique with glass ionomer		•	•

*For use as thin overlay over Dentine Chroma shade.

SDI

aura



ULTRA UNIVERSAL RESTORATIVE MATERIAL – INSTRUCTIONS FOR USE

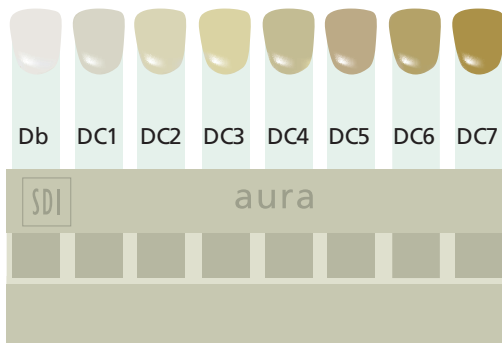
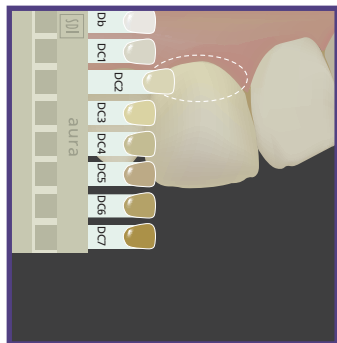
PROCEDURE**Material shade selection:**

1. Clean the tooth to be restored with a prophyl-paste.

A. Shade selection for layering technique:

Shade selection must be carried out before isolation and ideally should be done under daylight using the Aura shade guide provided.

1. Select the dentine shade (Db/DC1/DC2/DC3/DC4/DC5/DC6/DC7) by matching the shade tab to the cervical area where the enamel has minimal thickness.

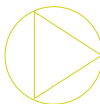
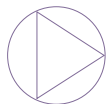


Note: If shade selection is performed further from the cervical area, the attenuation effect of the enamel has to be taken into account. For example, if DC3 is selected from the middle of the buccal surface, the underlying dentine usually corresponds to DC4 or DC5.

The dentine shade can be determined after cavity preparation. However, it should be carried out under water spray to prevent dehydration of the tooth which will lead to incorrect shade selection.

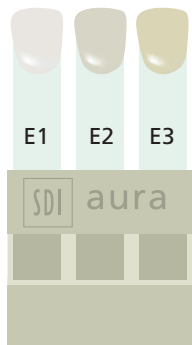
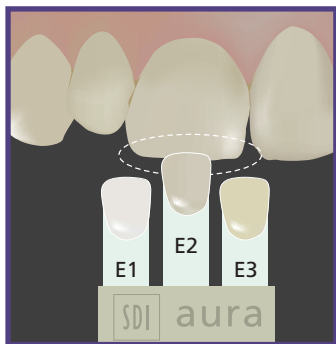
SDI

aura



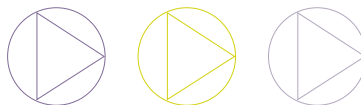
ULTRA UNIVERSAL RESTORATIVE MATERIAL – INSTRUCTIONS FOR USE

2. Select the enamel shade (E1/E2/E3) by matching the shade tab to the incisal of the neighbouring teeth or tooth to be restored.

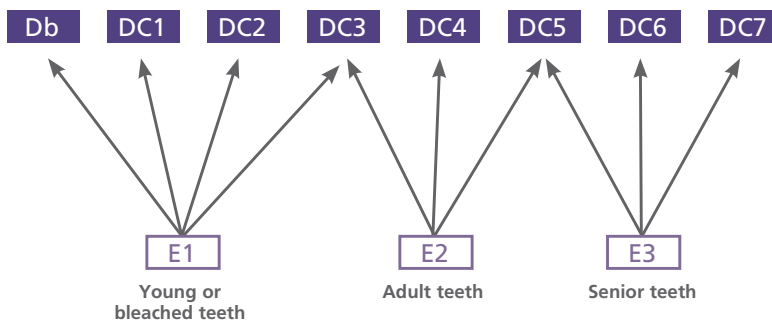


SDI

aura



ULTRA UNIVERSAL RESTORATIVE MATERIAL – INSTRUCTIONS FOR USE

Layering guidelines:**Best of Clinical Situations****Approximate** equivalence to VITA classical and VITA 3D-Master shade guide**Class VITA shade guide:**

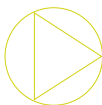
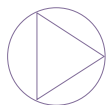
VITA	A1	A2	A3	A3.5	A4	B1	B2	B3	B4
Aura Dentin	DC2	DC3	DC4	DC4/DC5	DC5/DC6	DC1	DC2	DC4	DC5

VITA 3D-Master shade guide:

VITA	0M1	0.5M1	1M1	1M1.5	1M2	1.5M2	2M2	2.5M2	3M2	3.5M2	4M2	4.5M2	5M2	5M2.5	5M3
Aura Dentin	Db	Db	DC1	DC2	DC2	DC2	DC3	DC3	DC4	DC4	DC4/DC5	DC5	DC5/DC6	DC6	DC6/DC7

SDI

aura



ULTRA UNIVERSAL RESTORATIVE MATERIAL – INSTRUCTIONS FOR USE

Placement procedure:

1. Isolate tooth.
2. Prepare cavity using standard technique for composite resin restorations.
3. Note: In cases where pulp protection is necessary, use a calcium hydroxide liner.
4. Apply a dentin/enamel bonding agent such as SDI Go! as per manufacturer's instructions.
5. Place selected shade(s) of Aura composite.

	E1 - E3	Db - DC7	BKF
① 2mm layer build up ② Bulk Filling	①	①	②
Recommended curing time (470nm wave-length, high power LED curing light)	20 sec	20 sec/2mm	2 x 20 sec/5mm

6. Finish restoration using standard technique

STORAGE AND HANDLING:

Store at temperatures between 10° and 25°C (50° - 77°F). Use at room temperature between 20° and 25°C (68° - 77°F). Syringe system: when not in use replace the cap tightly.

PRECAUTIONS:

- Avoid prolonged contact of etchant, adhesive and composite with the skin or oral tissue as it may cause inflammation of the oral tissues or skin sensitisation.
- For professional use only.
- Keep out of reach of children.
- Do not take internally.
- Do not use after expiry date.
- Do not expose material to direct sunlight.
- Caution: Federal Law restricts this device to sale by or on the order of a dentist.
- SDS available at www.sdi.com.au or contact your regional representative.

FIRST AID:

Eye (contact): Wash thoroughly with water and seek medical attention.

Skin (contact): Remove using a cloth or sponge soaked in alcohol. Wash thoroughly with water.

Ingestion: Drink plenty of water/milk. Seek medical attention if symptoms persist.

Inhalation: No symptoms expected.



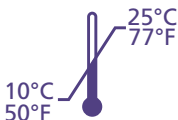

Made in Australia by SDI Limited
Bayswater, Victoria 3153
Australia 1 800 337 003
Austria 00800 0225 5734
Brazil 0800 770 1735
France 00800 0225 5734
Germany 0800 1005759
Ireland 00800 0225 5734
Italy 00800 0225 5734
New Zealand 0800 734 034
Spain 00800 0225 5734
United Kingdom 00800 0225 5734
USA & Canada 1 800 228 5166
www.sdi.com.au

EC	REP
----	-----

SDI Germany GmbH
Hansestrasse 85
51149 Cologne
Germany
T+49 2203 9255 0

Ultra universal restorative material
Conforms to ISO 4049

SDS available at www.sdi.com.au
or contact your regional representative.



CAUTION: FEDERAL LAW RESTRICTS THIS DEVICE
TO SALE BY OR ON THE ORDER OF A DENTIST

SDI